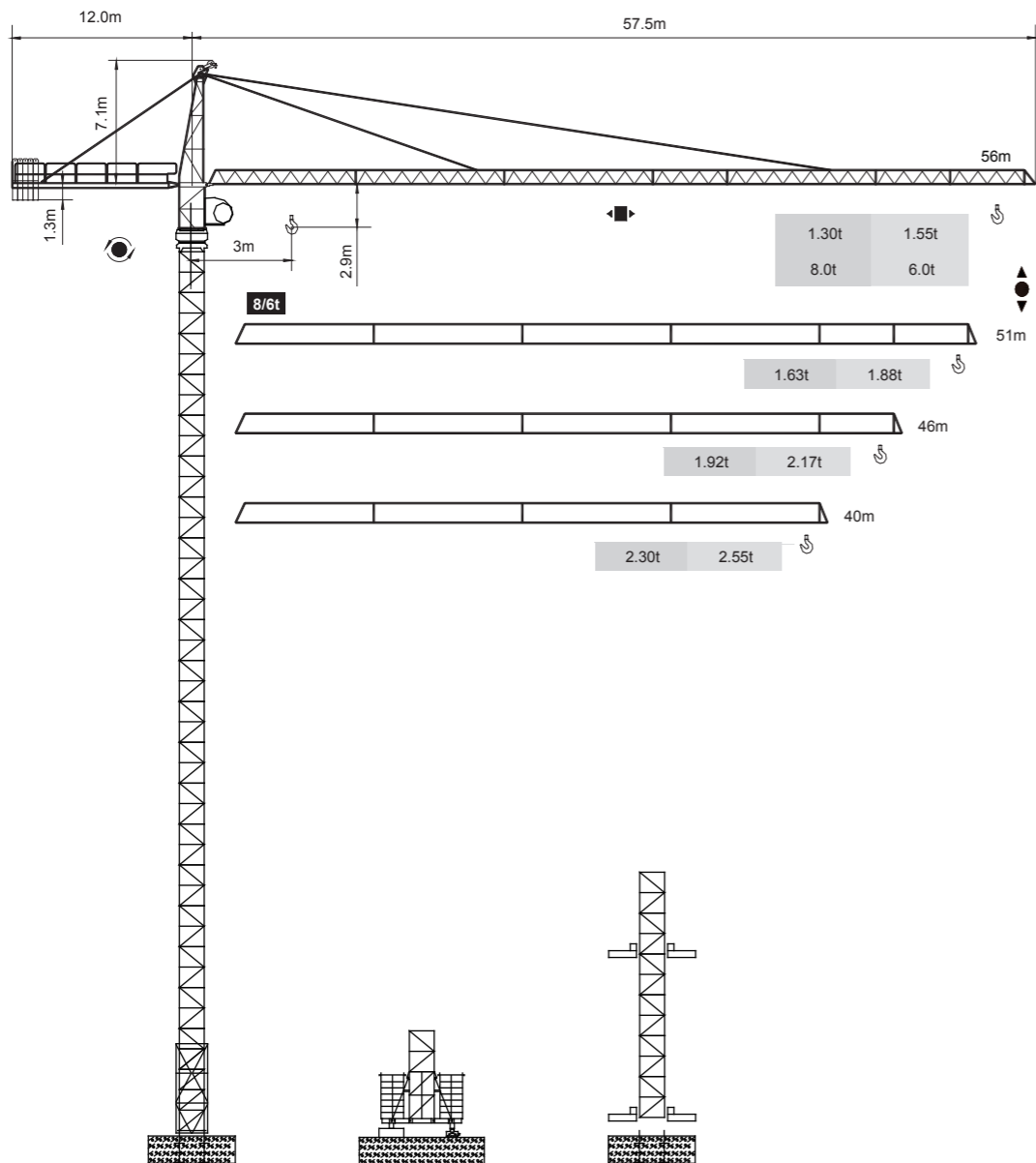


永茂建机
YONGMAO

ST56/13
8/6t

塔帽系列

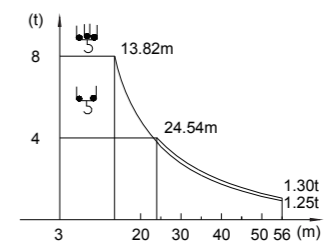
ST56/13
8/6t



載荷表 Load Chart

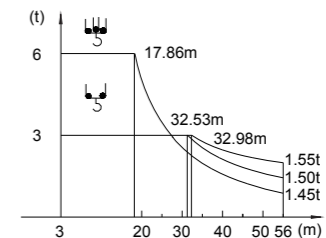
8t STK-8-A(B)-2-V1.0

R (m)	倍率 Fall	R(C _{max}) (m)	C _{max} (t)	20	25	30	35	40	46	51	56
56	☰	13.82	8.00	5.10	3.87	3.07	2.50	2.08	1.70	1.45	1.25
	☷	24.54	4.00	4.00	3.89	3.09	2.53	2.12	1.74	1.50	1.30
51	☰	14.53	8.00	5.47	4.16	3.30	2.70	2.25	1.84	1.58	
	☷	25.90	4.00	4.00	4.00	3.33	2.74	2.29	1.89	1.63	
46	☰	14.66	8.00	5.53	4.21	3.34	2.73	2.28	1.87		
	☷	26.17	4.00	4.00	4.00	3.38	2.77	2.33	1.92		
40	☰	14.75	8.00	5.57	4.24	3.37	2.76	2.25			
	☷	26.37	4.00	4.00	4.00	3.41	2.80	2.30			



6t STK-6-A(B)-1-V1.0

R (m)	倍率 Fall	R(C _{max}) (m)	C _{max} (t)	20	25	30	35	40	46	51	56
56	☰	17.86	6.00	5.30	4.07	3.27	2.70	2.28	1.90	1.65	1.45
	☷	32.53	3.00	3.00	3.00	3.00	2.75	2.33	1.95	1.70	1.50
	☷	32.98	3.00	3.00	3.00	3.00	2.80	2.38	2.00	1.75	1.55
51	☰	18.84	6.00	5.67	4.36	3.50	2.90	2.45	2.04	1.78	
	☷	34.35	3.00	3.00	3.00	3.00	2.95	2.50	2.09	1.83	
	☷	34.84	3.00	3.00	3.00	3.00	3.00	2.55	2.14	1.88	
46	☰	19.04	6.00	5.73	4.41	3.54	2.93	2.48	2.07		
	☷	34.73	3.00	3.00	3.00	3.00	2.98	2.53	2.12		
	☷	35.22	3.00	3.00	3.00	3.00	3.00	2.58	2.17		
40	☰	18.89	6.00	5.77	4.44	3.57	2.96	2.45			
	☷	34.45	3.00	3.00	3.00	3.00	3.00	2.50			
	☷	34.93	3.00	3.00	3.00	3.00	3.00	2.55			



1 1
4 4
7 8



CE FEM

Topkit

V 5.0-09112014

Topkit ST56/13



YONGMAO HOLDINGS LIMITED



YONGMAO HOLDINGS LIMITED

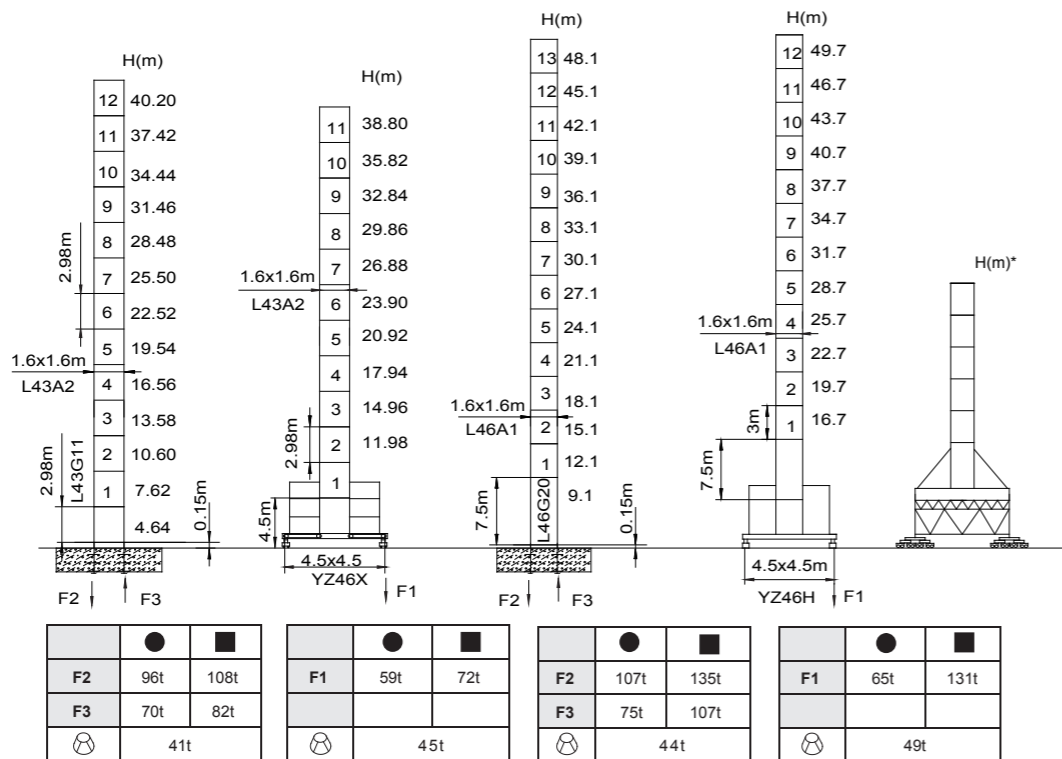
Topkit ST56/13
Topkit ST56/13

ST56/13

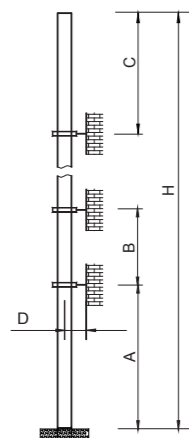
8/6t

ST56/13

8/6t



● 工作狀態支反力 In service reaction ■ 非工作狀態支反力 Out of service reaction
 ⊗ 整機自由高度重量 (不含平衡重及壓重重量) Total weight of free standing crane (excludes counter weight & ballast.)

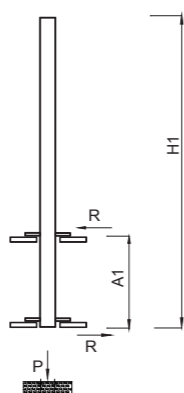


塔身節 Mast	A (m)	B (m)	C (m)	D (m)	H (m)
L46A1	36	27	36.46	>3.0	180 >180*
L43A1	28.46	18	29.62	>3.0	150 >150*

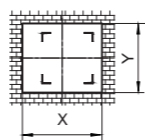
附著道數 Number of tie collars=(H-A-C)/B+1

超過100m高度，需降低載荷，請與公司聯繫。

Load should be reduced when the height exceeds 100m. Please contact Yongmao for details.



內爬框外廓尺寸 Overall dimensions of the internal climbing frame



內爬開口尺寸 Dimensions of the internal climbing opening

塔身節 Mast	H1 (m)	A1 (m)	P (t)	R (t)	X (m)	Y (m)	L (m)	W (m)
L46A1	27.1	7-11	*	*	*	*	*	*
L43A1	40.34	10-20	39.1	16.3	*	*	*	*

1 1
4 5
9 0

主要性能參數 Specifications

機構 Mechanism		●		☰		電機 Motor kW		
		m/min	t	m/min	t			
▲▼	30SWR20 ☆	8t	0-40 0-80	4.0 2.0	0-20 0-40	8.0 4.0	360m >360m*	30/30
	24PQC20	8t	0-6.5 0-30 0-60	4.0 4.0 2.0	0-3.2 0-15 0-30	8.0 8.0 4.0	340m	24/24/6
	24YQL15 ☆	6t	0-8.0 0-40 0-80	3.0 3.0 1.5	0-4.0 0-20 0-40	6.0 6.0 3.0	390m	24/24/5.4
	24PQC15	6t	0-8.5 0-40 0-80	3.0 3.0 1.5	0-4.2 0-20 0-40	6.0 6.0 3.0	400m >400m*	24/24/6
◀▶	DTC95				0-57	m/min		95 N·m
⊙	YMD50 ☆				0-0.7	rpm		2x5
	RTC190				0-0.7	rpm		2x95 N·m
☺	RT				12.5-25	m/min		2x2.6/5.2

供電容量 Power supply	kVA
380V (±10%) 50 Hz	30SWR20 : 45 24PQC20, 24YQL15, 24PQC15 : 40

* 與製造商聯繫 Contact us, please.
 ☆ 標準配置 Standard configuration.

本技術參數不受法律約束，技術資訊請詳見相應說明書。
 These specifications and data are not legally binding. For any technical information, please refer to corresponding instructions.



YONGMAO HOLDINGS LIMITED



YONGMAO HOLDINGS LIMITED